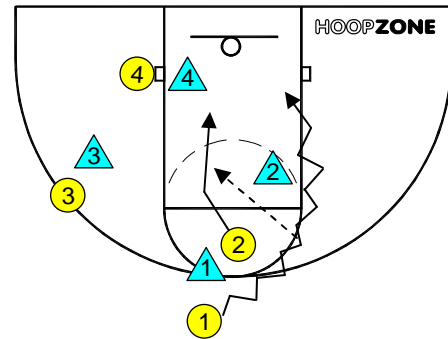


Basketball Offensives - 4-on-4 Play

Pick and Roll

O2 sets an "on-ball" screen for O1. The pick 'n roll works if O2 seals the X1 defender correctly and opens to receiving the ball from O1. If no pass to O2, O1 drives to basket for shot.

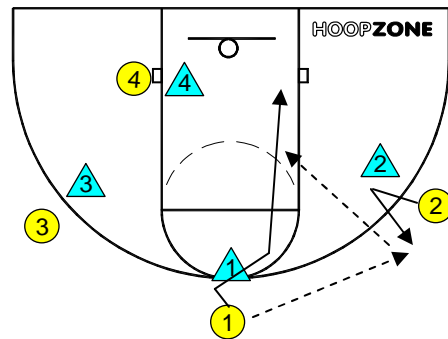
O4 goes to opposite side of floor as wing guard screen comes from to open up lane. O4 to get ready for rebound or pass.



Give and Go

The give and go involves a V-cut by O2 to receive the pass. O1 makes a fake step left and then a quick lane cut for the pass and lay-up.

O4 goes to opposite side of floor as ball is thrown in originally to open up lane. O4 to get ready for rebound or pass.



Screen Away

O2 makes a V-cut to receive the pass from O1. O1 passes to O2, and "screens away" for O3 on the opposite wing or O4 down low. O3 rubs off the screen and cuts to the hoop looking for pass from O2. (Diagram A)

Make sure that O3 waits for the screen to arrive, and that O1 sets the correct angle on the screen.

Also, make sure that O1 seals the X3 defender, and then rolls to the hoop after O3 cuts around the screen (Diagram B). O2 can pass to either cutter.

If O1 sets original screen on O4 same principles work, O4 cuts up to get ball and O1 seals out defender.

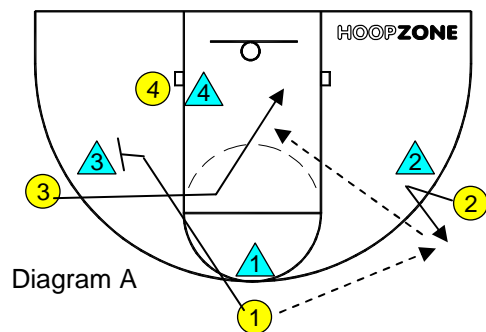


Diagram A

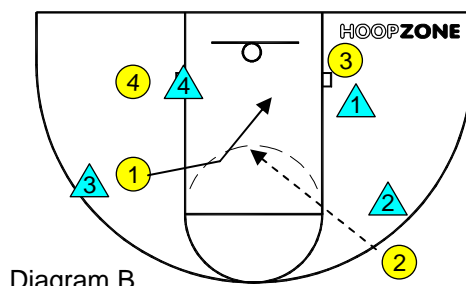


Diagram B